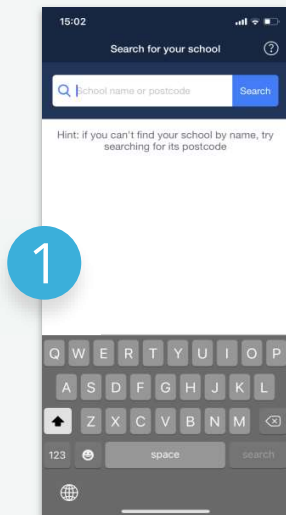
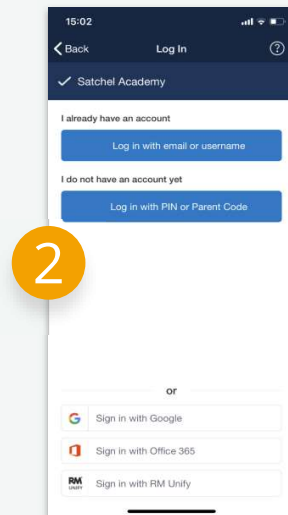


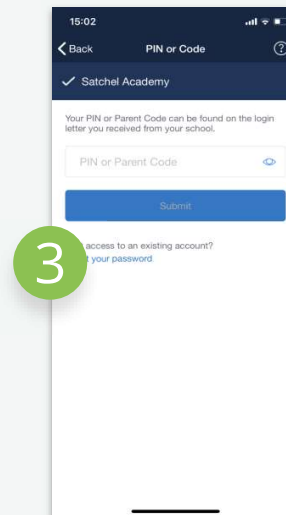
Getting started with your parent code



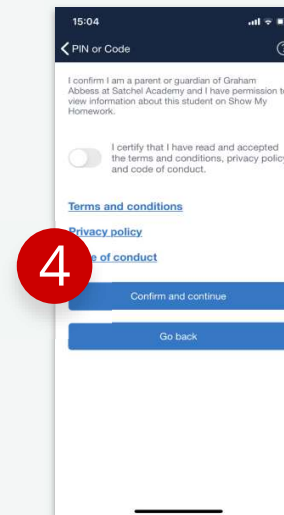
1
Open the app and search for your school.



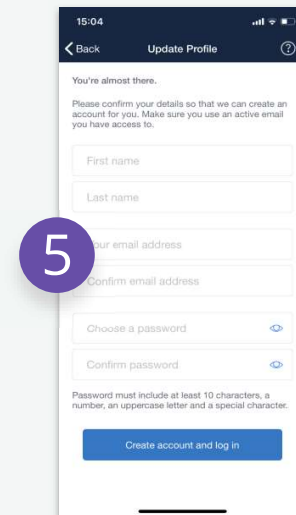
2
Choose 'I do not have an account yet / Log in with PIN or Parent Code'.



3
Type in the Parent Code that you received from school.



4
Press the toggle to confirm that you are the parent / guardian of this child. Choose 'Confirm and continue'.



5
Fill out your personal details and choose a password. Choose 'Create account and log in'. Use your email address and new password for future logins!